

# GRAINSTONE



**GRAINSTONE**

Gres Fine Porcellanato

UNA  
COLLEZIONE  
ISPIRATA ALLA  
**POTENZA**  
DEL GRANITO.  
**RIGORE E**  
**VERSATILITÀ**  
PER IL DESIGN  
**CONTEMPORANEO**

 **ERGON**  
engineered stone

A collection inspired by the **power** of granite.  
**Elegance** and **versatility** for contemporary design.



**GRAINSTONE**

**3 TEXTURE  
7 SIZES  
5 COLOURS  
MIX AND  
MATCH**

Una ricca gamma di finiture, formati e colori per trovare sempre la soluzione progettuale più adatta in tutte le tipologie di ambienti, indoor e outdoor.

A rich assortment of finishes, sizes and colours, to ensure the right design solution is always available for every type of setting, both indoor and outdoor.



120x240  
47<sup>1/4</sup>"x94<sup>1/2</sup>"

± 6,5mm

60x120  
23<sup>5/8</sup>"x47<sup>1/4</sup>"

80x80  
31<sup>1/2</sup>"x31<sup>1/2</sup>"

**20MM**

60x60  
23<sup>5/8</sup>"x23<sup>5/8</sup>"

30x60  
11<sup>13/16</sup>"x23<sup>5/8</sup>"

90x90  
35<sup>7/16</sup>"x35<sup>7/16</sup>"

45x90  
17<sup>11/16</sup>"x35<sup>7/16</sup>"



120x120  
47<sup>1/4</sup>"x47<sup>1/4</sup>"

± 6,5mm

**FINE GRAIN**

**ROUGH GRAIN**




**CAGE**



**TAUPE**




**SAND**



**WHITE**




**GREY**



**DARK**






Grey Rough Grain Nat. Rett. 120x120 [47<sup>1/4</sup> x 47<sup>1/4</sup>]  
Grey Fine Grain Nat. Rett. 120x240 [47<sup>1/4</sup> x 94<sup>1/2</sup>]  
Cage Grey Nat. Rett. 120x240 [47<sup>1/4</sup> x 94<sup>1/2</sup>]





Grey Fine Grain Nat. Rett. 120x240 [47<sup>1/4</sup> x 94<sup>1/2</sup>]  
Grey Rough Grain Nat. Rett. 120x120 [47<sup>1/4</sup> x 47<sup>1/4</sup>]  
Dark Rough Grain Nat. Rett. 60x120 [23<sup>5/8</sup> x 47<sup>1/4</sup>]  
Cage Dark Nat. Rett. 60x120 [23<sup>5/8</sup> x 47<sup>1/4</sup>]









Cage Dark Nat. Rett. 60x120 [23<sup>5/8</sup>"x47<sup>1/4</sup>"]  
Dark Rough Grain Nat. Rett. 60x120 [23<sup>5/8</sup>"x47<sup>1/4</sup>"]  
Dark Fine Grain Nat. Rett. 60x120 [23<sup>5/8</sup>"x47<sup>1/4</sup>"]  
Grey Fine Grain Nat. Rett. 120x240 [47<sup>1/4</sup>"x94<sup>1/2</sup>"]





Dark Rough Grain Nat. Rett. 60x60 [23<sup>5/8</sup> x 23<sup>5/8</sup>]  
Dark Fine Grain Nat. Rett. 60x120 [23<sup>5/8</sup> x 47<sup>1/4</sup>] - 120x240 [47<sup>1/4</sup> x 94<sup>1/2</sup>]  
Cage Dark Nat. Rett. 60x120 [23<sup>5/8</sup> x 47<sup>1/4</sup>]





Cage Grey Nat. Rett. 120x240 [47<sup>1/4</sup> x 94<sup>1/2</sup>]  
White Rough Grain Nat. Rett. 60x120 [23<sup>5/8</sup> x 47<sup>1/4</sup>]  
Grey Nat. Rett. 80x80 [31<sup>1/2</sup> x 31<sup>1/2</sup>] 20mm





White Fine Grain Nat. Rett. 60x120 [23<sup>5/8</sup> x 47<sup>1/4</sup>]











Sand Fine Grain Nat. Rett. 120x240 [47<sup>1/4</sup> x 94<sup>1/2</sup>"]  
Sand Rough Grain Nat. Rett. 120x240 [47<sup>1/4</sup> x 94<sup>1/2</sup>"]  
Cage Sand Nat. Rett. 120x240 [47<sup>1/4</sup> x 94<sup>1/2</sup>"]



Taupe Fine Grain Nat. Rett. 60x120 (23<sup>5/8</sup> x 47<sup>1/4</sup>)  
Taupe Rough Grain Nat. Rett. 60x120 (23<sup>5/8</sup> x 47<sup>1/4</sup>)  
Cage Taupe Nat. Rett. 60x120 (23<sup>5/8</sup> x 47<sup>1/4</sup>)  
Sand Nat. Rett. 80x80 (31<sup>1/2</sup> x 31<sup>1/2</sup>) 20mm







Taupe Rough Grain Nat. Rett. 60x120 [23<sup>5/8</sup> x47<sup>1/4</sup>]  
Sand Fine Nat. Rett. 60x120 [23<sup>5/8</sup> x47<sup>1/4</sup>]  
Cage Taupe Nat. Rett. 60x120 [23<sup>5/8</sup> x47<sup>1/4</sup>]





Sand Fine Nat. Rett. 60x120 [23<sup>5/8</sup>"x47<sup>1/4</sup>"]  
Sand Rough Grain Nat. Rett. 60x120 [23<sup>5/8</sup>"x47<sup>1/4</sup>"]  
Sand Big Mix 30x30 [11<sup>13/16</sup>"x11<sup>13/16</sup>"]





Grey Fine Grain Nat. Rett. 60x120 [23<sup>5/8</sup> x 47<sup>1/4</sup>]  
Grey Fine Grain Lapp. Rett. 60x120 [23<sup>5/8</sup> x 47<sup>1/4</sup>]  
Cage Grey Nat. Rett. 60x120 [23<sup>5/8</sup> x 47<sup>1/4</sup>]  
Dark Rough Grain Nat. Rett. 60x120 [23<sup>5/8</sup> x 47<sup>1/4</sup>]  
Dark Rough Grain Lapp. Rett. 60x120 [23<sup>5/8</sup> x 47<sup>1/4</sup>]



# GRAINSTONE

## 20MM

# ESTERNI DI GRANDE VALORE ESTETICO

Grainstone 20mm offre la possibilità di realizzare spazi esterni di grande valore estetico, senza rinunciare alle prestazioni tecniche. Le caratteristiche specifiche di Grainstone 20mm permettono di integrare perfettamente il materiale con l'ambiente circostante, offrendo la possibilità di creare in modo semplice ed efficace camminamenti e percorsi outdoor. L'alto spessore di Grainstone 20mm garantisce un'elevata resistenza rendendolo ideale negli ambienti interni ed esterni pubblici. Grainstone 20mm è facile da posare su erba, su sabbia, su ghiaia. La posa a colla su massetto permette di realizzare pavimentazioni carrabili industriali e commerciali. Ideale per rampe di accesso e garage. Grainstone 20mm è l'ideale per la creazione di pavimenti sopraelevati.



Sand Rough Grain Nat. Rett. 80x80 (31<sup>1/2</sup> x 31<sup>1/2</sup>) 20mm  
Cage Sand Nat. Rett. 120x240 (47<sup>1/4</sup> x 94<sup>1/2</sup>)





Sand Rough Grain Nat. Rett. 80x80 (31<sup>1/2</sup>"x31<sup>1/2</sup>") 20mm  
 Cage Sand Nat. Rett. 120x240 (47<sup>1/4</sup>"x94<sup>1/2</sup>")

**20MM**



**OUTDOOR SPACES  
 OF GREAT AESTHETIC VALUE**

Grainstone 20mm offers the chance to develop extremely aesthetically pleasing external spaces without compromising on technical expertise. The specific qualities of Grainstone 20mm allow you to perfectly integrate the material in the surrounding environment, making it possible to create walkways and outdoor paths easily and effectively. The thickness of Grainstone 20mm guarantees excellent resistance, making it ideal for use in both indoor and outdoor public spaces. Grainstone 20mm is easy to lay on grass, sand and gravel. By gluing it down to screed it is possible to create industrial and commercial paved driveways. Ideal for access ramps and garages. Grainstone 20mm is ideal for the creation of cavity floors.



80x80 (31<sup>1/2</sup>"x31<sup>1/2</sup>")  
**E0E1 SAND ROUGH GRAIN**  
 NAT. RETT. ● 109



80x80 (31<sup>1/2</sup>"x31<sup>1/2</sup>")  
**E0E2 GREY ROUGH GRAIN**  
 NAT. RETT. ● 109



80x80 (31<sup>1/2</sup>"x31<sup>1/2</sup>")  
**E0E3 DARK ROUGH GRAIN**  
 NAT. RETT. ● 109



# TAUPE\_FORMATI

Sizes / Formats / Formate / Tamaños / форматы

FINE GRAIN




60x120 (23<sup>5/8</sup>\"/>



60x60 (23<sup>5/8</sup>\"/>



30x60 (11<sup>13/16</sup>\"/>



90x90 (35<sup>7/16</sup>\"/>




45x90 (17<sup>11/16</sup>\"/>

ROUGH GRAIN




60x120 (23<sup>5/8</sup>\"/>



60x60 (23<sup>5/8</sup>\"/>



30x60 (11<sup>13/16</sup>\"/>



90x90 (35<sup>7/16</sup>\"/>



45x90 (17<sup>11/16</sup>\"/>

CAGE



60x120 (23<sup>5/8</sup>\"/>


# SAND\_FORMATI

Sizes / Formats / Formate / Tamaños / форматы

FINE GRAIN



120x240 (47<sup>1/4</sup>\"/>



120x120 (47<sup>1/4</sup>\"/>



60x120 (23<sup>5/8</sup>\"/>



90x90 (35<sup>7/16</sup>\"/>



45x90 (17<sup>11/16</sup>\"/>



60x60 (23<sup>5/8</sup>\"/>




30x60 (11<sup>13/16</sup>\"/>

ROUGH GRAIN



120x240 (47<sup>1/4</sup>\"/>



120x120 (47<sup>1/4</sup>\"/>



60x120 (23<sup>5/8</sup>\"/>



90x90 (35<sup>7/16</sup>\"/>



45x90 (17<sup>11/16</sup>\"/>



60x60 (23<sup>5/8</sup>\"/>



30x60 (11<sup>13/16</sup>\"/>

CAGE



120x240 (47<sup>1/4</sup>\"/>




60x120 (23<sup>5/8</sup>\"/>



# WHITE\_FORMATI

Sizes / Formats / Formate / Tamaños / форматы

FINE GRAIN




120x240 (47<sup>1/4</sup>"x94<sup>1/2</sup>") **E07G** WHITE NAT. RETT. ● 112

120x120 (47<sup>1/4</sup>"x47<sup>1/4</sup>") **E07L** WHITE NAT. RETT. ● 95

60x120 (23<sup>5/8</sup>"x47<sup>1/4</sup>") **E097** WHITE NAT. RETT. U<sub>4</sub>P<sub>3</sub>E<sub>3</sub>C<sub>2</sub> ● 89

**E0AA** WHITE LAPP. RETT. ● 96

**E0C1** WHITE TECNICA RETT. ● 91



90x90 (35<sup>7/16</sup>"x35<sup>7/16</sup>") **E09Y** WHITE NAT. RETT. U<sub>4</sub>P<sub>3</sub>E<sub>3</sub>C<sub>2</sub> ● 91

**E0AP** WHITE LAPP. RETT. ● 98

45x90 (17<sup>11/16</sup>"x35<sup>7/16</sup>") **E0A4** WHITE NAT. RETT. U<sub>4</sub>P<sub>4</sub>E<sub>3</sub>C<sub>2</sub> ● 77


60x60 (23<sup>5/8</sup>"x23<sup>5/8</sup>") **E09L** WHITE NAT. RETT. U<sub>4</sub>P<sub>4</sub>E<sub>3</sub>C<sub>2</sub> ● 73

30x60 (11<sup>13/16</sup>"x23<sup>5/8</sup>") **E09S** WHITE NAT. RETT. U<sub>4</sub>P<sub>4</sub>E<sub>3</sub>C<sub>2</sub> ● 66

**E0AH** WHITE LAPP. RETT. ● 78

**E0C7** WHITE TECNICA RETT. ● 68

ROUGH GRAIN



120x240 (47<sup>1/4</sup>"x94<sup>1/2</sup>") **E086** WHITE NAT. RETT. ● 112

120x120 (47<sup>1/4</sup>"x47<sup>1/4</sup>") **E08A** WHITE NAT. RETT. ● 95

60x120 (23<sup>5/8</sup>"x47<sup>1/4</sup>") **E0AV** WHITE NAT. RETT. U<sub>4</sub>P<sub>3</sub>E<sub>3</sub>C<sub>2</sub> ● 89

**E0D4** WHITE LAPP. RETT. ● 96

**E0DP** WHITE TECNICA RETT. ● 91



90x90 (35<sup>7/16</sup>"x35<sup>7/16</sup>") **E0CS** WHITE NAT. RETT. U<sub>4</sub>P<sub>3</sub>E<sub>3</sub>C<sub>2</sub> ● 91

**E0DH** WHITE LAPP. RETT. ● 98

45x90 (17<sup>11/16</sup>"x35<sup>7/16</sup>") **E0CY** WHITE NAT. RETT. U<sub>4</sub>P<sub>4</sub>E<sub>3</sub>C<sub>2</sub> ● 77

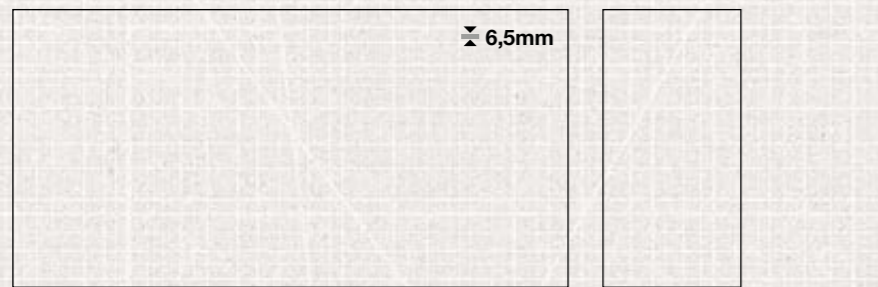
60x60 (23<sup>5/8</sup>"x23<sup>5/8</sup>") **E0CE** WHITE NAT. RETT. U<sub>4</sub>P<sub>4</sub>E<sub>3</sub>C<sub>2</sub> ● 73

30x60 (11<sup>13/16</sup>"x23<sup>5/8</sup>") **E0CL** WHITE NAT. RETT. U<sub>4</sub>P<sub>3</sub>E<sub>3</sub>C<sub>2</sub> ● 66

**E0DA** WHITE LAPP. RETT. ● 78

**E0DV** WHITE TECNICA RETT. ● 68

CAGE




120x240 (47<sup>1/4</sup>"x94<sup>1/2</sup>") **E07Q** WHITE NAT. RETT. ● 115

60x120 (23<sup>5/8</sup>"x47<sup>1/4</sup>") **E09E** WHITE NAT. RETT. ● 91

# GREY\_FORMATI

Sizes / Formats / Formate / Tamaños / форматы

FINE GRAIN




120x240 (47<sup>1/4</sup>"x94<sup>1/2</sup>") **E07J** GREY NAT. RETT. ● 112

120x120 (47<sup>1/4</sup>"x47<sup>1/4</sup>") **E07N** GREY NAT. RETT. ● 95

60x120 (23<sup>5/8</sup>"x47<sup>1/4</sup>") **E09A** GREY NAT. RETT. U<sub>4</sub>P<sub>3</sub>E<sub>3</sub>C<sub>2</sub> ● 89

**E0AE** GREY LAPP. RETT. ● 96

**E0C4** GREY TECNICA RETT. ● 91



90x90 (35<sup>7/16</sup>"x35<sup>7/16</sup>") **E0A1** GREY NAT. RETT. U<sub>4</sub>P<sub>3</sub>E<sub>3</sub>C<sub>2</sub> ● 91

**E0AS** GREY LAPP. RETT. ● 98

45x90 (17<sup>11/16</sup>"x35<sup>7/16</sup>") **E0A7** GREY NAT. RETT. U<sub>4</sub>P<sub>4</sub>E<sub>3</sub>C<sub>2</sub> ● 77


60x60 (23<sup>5/8</sup>"x23<sup>5/8</sup>") **E09P** GREY NAT. RETT. U<sub>4</sub>P<sub>4</sub>E<sub>3</sub>C<sub>2</sub> ● 73

30x60 (11<sup>13/16</sup>"x23<sup>5/8</sup>") **E09V** GREY NAT. RETT. U<sub>4</sub>P<sub>4</sub>E<sub>3</sub>C<sub>2</sub> ● 66

**E0AL** GREY LAPP. RETT. ● 78

**E0CA** GREY TECNICA RETT. ● 68

ROUGH GRAIN



120x240 (47<sup>1/4</sup>"x94<sup>1/2</sup>") **E088** GREY NAT. RETT. ● 112

120x120 (47<sup>1/4</sup>"x47<sup>1/4</sup>") **E08D** GREY NAT. RETT. ● 95

60x120 (23<sup>5/8</sup>"x47<sup>1/4</sup>") **E0AY** GREY NAT. RETT. U<sub>4</sub>P<sub>3</sub>E<sub>3</sub>C<sub>2</sub> ● 89

**E0D7** GREY LAPP. RETT. ● 96

**E0DS** GREY TECNICA RETT. ● 91



90x90 (35<sup>7/16</sup>"x35<sup>7/16</sup>") **E0CV** GREY NAT. RETT. U<sub>4</sub>P<sub>3</sub>E<sub>3</sub>C<sub>2</sub> ● 91

**E0DL** GREY LAPP. RETT. ● 98

45x90 (17<sup>11/16</sup>"x35<sup>7/16</sup>") **E0D1** GREY NAT. RETT. U<sub>4</sub>P<sub>4</sub>E<sub>3</sub>C<sub>2</sub> ● 77


60x60 (23<sup>5/8</sup>"x23<sup>5/8</sup>") **E0CH** GREY NAT. RETT. U<sub>4</sub>P<sub>4</sub>E<sub>3</sub>C<sub>2</sub> ● 73

30x60 (11<sup>13/16</sup>"x23<sup>5/8</sup>") **E0CP** GREY NAT. RETT. U<sub>4</sub>P<sub>4</sub>E<sub>3</sub>C<sub>2</sub> ● 66

**E0DE** GREY LAPP. RETT. ● 78

**E0DY** GREY TECNICA RETT. ● 68

CAGE



120x240 (47<sup>1/4</sup>"x94<sup>1/2</sup>") **E07S** GREY NAT. RETT. ● 115





60x120 (23<sup>5/8</sup>"x47<sup>1/4</sup>") **E09H** GREY NAT. RETT. ● 91







# DARK\_FORMATI

Sizes / Formats / Formate / Tamaños / форматы


FINE GRAIN

 60x120 (23 <sup>5/8</sup> "x47 <sup>1/4</sup> ") E09C DARK NAT. RETT. U <sub>4</sub> P <sub>3</sub> E <sub>3</sub> C <sub>2</sub> ● 89 E0AF DARK LAPP. RETT. ● 96 E0C5 DARK TECNICA NAT. RETT. ● 91	 60x60 (23 <sup>5/8</sup> "x23 <sup>5/8</sup> ") E09Q DARK NAT. RETT. U <sub>4</sub> P <sub>4</sub> E <sub>3</sub> C <sub>2</sub> ● 73	 30x60 (11 <sup>13/16</sup> "x23 <sup>5/8</sup> ") E09W DARK NAT. RETT. U <sub>4</sub> P <sub>4</sub> E <sub>3</sub> C <sub>2</sub> ● 66 E0AM DARK LAPP. RETT. ● 78 E0CC DARK TECNICA RETT. ● 68
 90x90 (35 <sup>7/16</sup> "x35 <sup>7/16</sup> ") E0A2 DARK NAT. RETT. U <sub>4</sub> P <sub>3</sub> E <sub>3</sub> C <sub>2</sub> ● 91 E0AT DARK LAPP. RETT. ● 98	 45x90 (17 <sup>11/16</sup> "x35 <sup>7/16</sup> ") E0A8 DARK NAT. RETT. U <sub>4</sub> P <sub>4</sub> E <sub>3</sub> C <sub>2</sub> ● 77	

ROUGH GRAIN

 60x120 (23 <sup>5/8</sup> "x47 <sup>1/4</sup> ") E0AZ DARK NAT. RETT. U <sub>4</sub> P <sub>3</sub> E <sub>3</sub> C <sub>2</sub> ● 89 E0D8 DARK LAPP. RETT. ● 96 E0DT DARK TECNICA NAT. RETT. ● 91	 60x60 (23 <sup>5/8</sup> "x23 <sup>5/8</sup> ") E0CJ DARK NAT. RETT. U <sub>4</sub> P <sub>4</sub> E <sub>3</sub> C <sub>2</sub> ● 73	 30x60 (11 <sup>13/16</sup> "x23 <sup>5/8</sup> ") E0CQ DARK NAT. RETT. U <sub>4</sub> P <sub>4</sub> E <sub>3</sub> C <sub>2</sub> ● 66 E0DF DARK LAPP. RETT. ● 78 E0DZ DARK TECNICA RETT. ● 68
 90x90 (35 <sup>7/16</sup> "x35 <sup>7/16</sup> ") E0CW DARK NAT. RETT. U <sub>4</sub> P <sub>3</sub> E <sub>3</sub> C <sub>2</sub> ● 91 E0DM DARK LAPP. RETT. ● 98	 45x90 (17 <sup>11/16</sup> "x35 <sup>7/16</sup> ") E0D2 DARK NAT. RETT. ● 77	

CAGE






 60x120 (23 <sup>5/8</sup> "x47 <sup>1/4</sup> ") E09J DARK NAT. RETT. ● 91		
--	--	--

# DECORI

Decors / Formats / Formate / Tamaños / форматы






## Mosaico 3x3\*

Fine Grain - Tessera - Chip 2,8x2,8 (1<sup>1/8</sup>"x 1<sup>1/8</sup>")

 30x30 (11 <sup>13/16</sup> "x11 <sup>13/16</sup> ") E0TD TAUPE NAT. ● 138 E0TK TAUPE LAPP. ● 140	 30x30 (11 <sup>13/16</sup> "x11 <sup>13/16</sup> ") E0TC SAND NAT. ● 138 E0TJ SAND LAPP. ● 140	 30x30 (11 <sup>13/16</sup> "x11 <sup>13/16</sup> ") E0TA WHITE NAT. ● 138 E0TH WHITE LAPP. ● 140
 30x30 (11 <sup>13/16</sup> "x11 <sup>13/16</sup> ") E0TE GREY NAT. ● 138 E0TL GREY LAPP. ● 140	 30x30 (11 <sup>13/16</sup> "x11 <sup>13/16</sup> ") E0TF DARK NAT. ● 138 E0TM DARK LAPP. ● 140	






## Mosaico Big Mix\*

Mix Fine/Rough Grain - Cage

 30x30 (11 <sup>13/16</sup> "x11 <sup>13/16</sup> ") EDFS TAUPE NAT. ● 138	 30x30 (11 <sup>13/16</sup> "x11 <sup>13/16</sup> ") EDFR SAND NAT. ● 138	 30x30 (11 <sup>13/16</sup> "x11 <sup>13/16</sup> ") EDFQ WHITE NAT. ● 138
 30x30 (11 <sup>13/16</sup> "x11 <sup>13/16</sup> ") EDFT GREY NAT. ● 138	 30x30 (11 <sup>13/16</sup> "x11 <sup>13/16</sup> ") EDFU DARK NAT. ● 138	

## Listelli sfalsati\*

Mix Fine/Rough Grain

 30x60 (11 <sup>13/16</sup> "x23 <sup>5/8</sup> ") EDFY TAUPE NAT. ● 113	 30x60 (11 <sup>13/16</sup> "x23 <sup>5/8</sup> ") EDFX SAND NAT. ● 113	 30x60 (11 <sup>13/16</sup> "x23 <sup>5/8</sup> ") EDFW WHITE NAT. ● 113
 30x60 (11 <sup>13/16</sup> "x23 <sup>5/8</sup> ") EDFZ GREY NAT. ● 113	 30x60 (11 <sup>13/16</sup> "x23 <sup>5/8</sup> ") EDGO DARK NAT. ● 113	

\* Su rete in fibra - On fibre mesh backing - Sur filet en fibre de verre - Auf Glasfasernetz - Sobre malla de fibra - На волоконной сетке



**PEZZI SPECIALI** Trims - Pieces Speciales - Formteile - Piezas Especiales - Специальные Изделия



**BATTISCOPIA - SKIRTING**

7x60 (2<sup>3/4</sup>"x23<sup>5/8</sup>")  
Pcs. Box 15 - Ml. x Box 9

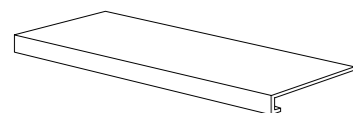
- |                                  |                                  |
|----------------------------------|----------------------------------|
| <b>FINE GRAIN</b>                | <b>ROUGH GRAIN</b>               |
| <b>E0TP</b> WHITE NAT. RETT. ●16 | <b>E0VA</b> WHITE NAT. RETT. ●16 |
| <b>E0TQ</b> SAND NAT. RETT. ●16  | <b>E0VC</b> SAND NAT. RETT. ●16  |
| <b>E0TR</b> TAUPE NAT. RETT. ●16 | <b>E0VD</b> TAUPE NAT. RETT. ●16 |
| <b>E0TS</b> GREY NAT. RETT. ●16  | <b>E0VE</b> GREY NAT. RETT. ●16  |
| <b>E0TT</b> DARK NAT. RETT. ●16  | <b>E0VF</b> DARK NAT. RETT. ●16  |



**BATTISCOPIA - SKIRTING**

4,6x90 (1<sup>3/16</sup>"x35<sup>7/16</sup>")  
Pcs. Box 8 - Ml. x Box 7,20


- |                                  |                                  |
|----------------------------------|----------------------------------|
| <b>FINE GRAIN</b>                | <b>ROUGH GRAIN</b>               |
| <b>E0TV</b> WHITE NAT. RETT. ●23 | <b>E0VH</b> WHITE NAT. RETT. ●23 |
| <b>E0TW</b> SAND NAT. RETT. ●23  | <b>E0VJ</b> SAND NAT. RETT. ●23  |
| <b>E0TX</b> TAUPE NAT. RETT. ●23 | <b>E0VK</b> TAUPE NAT. RETT. ●23 |
| <b>E0TY</b> GREY NAT. RETT. ●23  | <b>E0VL</b> GREY NAT. RETT. ●23  |
| <b>E0TZ</b> DARK NAT. RETT. ●23  | <b>E0VM</b> DARK NAT. RETT. ●23  |



**GRADONE - STEP**

33x120x3,2x3,2 (12<sup>15/16</sup>"x47<sup>1/4</sup>"x1<sup>1/4</sup>"x1<sup>1/4</sup>")  
Pcs. Box 2 - Ml. x Box 2,40

- |                                   |                                   |
|-----------------------------------|-----------------------------------|
| <b>FINE GRAIN</b>                 | <b>ROUGH GRAIN</b>                |
| <b>E0UE</b> WHITE NAT. RETT. ●139 | <b>E0W1</b> WHITE NAT. RETT. ●139 |
| <b>E0UF</b> SAND NAT. RETT. ●139  | <b>E0W2</b> SAND NAT. RETT. ●139  |
| <b>E0UG</b> TAUPE NAT. RETT. ●139 | <b>E0W3</b> TAUPE NAT. RETT. ●139 |
| <b>E0UH</b> GREY NAT. RETT. ●139  | <b>E0W4</b> GREY NAT. RETT. ●139  |
| <b>E0UJ</b> DARK NAT. RETT. ●139  | <b>E0W5</b> DARK NAT. RETT. ●139  |



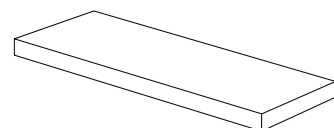
**GRADINO - STAIR TREAD**

33x120 (12<sup>15/16</sup>"x47<sup>1/4</sup>")  
Pcs. Box 2 - Ml. x Box 2,40

- |                                   |                                   |
|-----------------------------------|-----------------------------------|
| <b>FINE GRAIN</b>                 | <b>ROUGH GRAIN</b>                |
| <b>E0U1</b> WHITE NAT. RETT. ●120 | <b>E0VP</b> WHITE NAT. RETT. ●120 |
| <b>E0U2</b> SAND NAT. RETT. ●120  | <b>E0VQ</b> SAND NAT. RETT. ●120  |
| <b>E0U3</b> TAUPE NAT. RETT. ●120 | <b>E0VR</b> TAUPE NAT. RETT. ●120 |
| <b>E0U4</b> GREY NAT. RETT. ●120  | <b>E0VS</b> GREY NAT. RETT. ●120  |
| <b>E0U5</b> DARK NAT. RETT. ●120  | <b>E0VT</b> DARK NAT. RETT. ●120  |



- |                                    |                                    |
|------------------------------------|------------------------------------|
| <b>FINE GRAIN</b>                  | <b>ROUGH GRAIN</b>                 |
| <b>E0U7</b> WHITE TECN. RETT. ●120 | <b>E0VV</b> WHITE TECN. RETT. ●120 |
| <b>E0U8</b> SAND TECN. RETT. ●120  | <b>E0VW</b> SAND TECN. RETT. ●120  |
| <b>E0U9</b> TAUPE TECN. RETT. ●120 | <b>E0VX</b> TAUPE TECN. RETT. ●120 |
| <b>E0UA</b> GREY TECN. RETT. ●120  | <b>E0VY</b> GREY TECN. RETT. ●120  |
| <b>E0UC</b> DARK TECN. RETT. ●120  | <b>E0VZ</b> DARK TECN. RETT. ●120  |



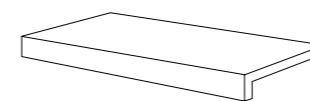
**ANGOLARE DX / SX - CORNER TILE DX / SX**

33x120x3,2x3,2 (12<sup>15/16</sup>"x47<sup>1/4</sup>"x1<sup>1/4</sup>"x1<sup>1/4</sup>")  
Pcs. Box 1 - Ml. x Box 1,20

- |  |  |
|--|--|
| <b>FINE GRAIN</b>                        | <b>ROUGH GRAIN</b>                       |
| <b>E0UL / E0US</b> WHITE NAT. RETT. ●142 | <b>E0W7 / E0WE</b> WHITE NAT. RETT. ●142 |
| <b>E0UM / E0UT</b> SAND NAT. RETT. ●142  | <b>E0W8 / E0WF</b> SAND NAT. RETT. ●142  |
| <b>E0UN / E0UU</b> TAUPE NAT. RETT. ●142 | <b>E0W9 / E0WG</b> TAUPE NAT. RETT. ●142 |
| <b>E0UP / E0UV</b> GREY NAT. RETT. ●142  | <b>E0WA / E0WH</b> GREY NAT. RETT. ●142  |
| <b>E0UQ / E0UW</b> DARK NAT. RETT. ●142  | <b>E0WC / E0WJ</b> DARK NAT. RETT. ●142  |

**PEZZI SPECIALI** Trims - Pieces Speciales - Formteile - Piezas Especiales - Специальные Изделия

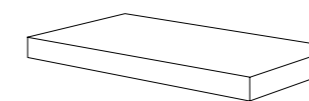
**20MM**



**GRADONE - STEP**

33x80x5 (12<sup>15/16</sup>"x31<sup>1/2</sup>"x1<sup>15/16</sup>")  
Pcs. Box 2 - Ml. x Box 1,60

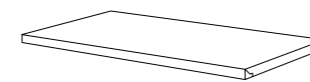
- |                                  |
|----------------------------------|
| <b>ROUGH GRAIN</b>               |
| <b>E0WZ</b> GREY NAT. RETT. ●114 |
| <b>E0W0</b> DARK NAT. RETT. ●114 |



**ANGOLARE DX / SX - CORNER TILE DX / SX**

33x80x5 (12<sup>15/16</sup>"x31<sup>1/2</sup>"x1<sup>15/16</sup>")  
Pcs. Box 2 - Ml. x Box 1,60

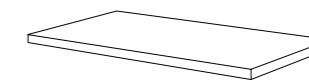
- |   |
|---|
| <b>ROUGH GRAIN</b>                      |
| <b>E0X2 / E0HG</b> SAND NAT. RETT. ●136 |
| <b>E0X3 / E0HH</b> GREY NAT. RETT. ●136 |
| <b>E0X4 / E0HJ</b> DARK NAT. RETT. ●136 |



**TERMINALE - ENDINGPIECE**

33x80x2,5 (12<sup>15/16</sup>"x31<sup>1/2</sup>"x<sup>15/16</sup>")  
Pcs. Box 2 - Ml. x Box 1,60

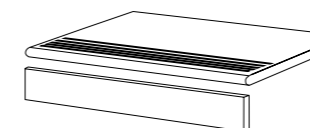
- |                                  |
|----------------------------------|
| <b>ROUGH GRAIN</b>               |
| <b>E0X6</b> SAND NAT. RETT. ●120 |
| <b>E0X7</b> GREY NAT. RETT. ●120 |
| <b>E0X8</b> DARK NAT. RETT. ●120 |



**ANGOLARE TERMINALE DX / SX**

**ENDINGPIECE CORNER DX / SX**  
33x80x2,5 (12<sup>15/16</sup>"x31<sup>1/2</sup>"x<sup>15/16</sup>")  
Pcs. Box 2 - Ml. x Box 1,60

- |   |
|---|
| <b>ROUGH GRAIN</b>                      |
| <b>E0XA / E0HL</b> SAND NAT. RETT. ●136 |
| <b>E0XC / E0HM</b> GREY NAT. RETT. ●136 |
| <b>E0XD / E0HN</b> DARK NAT. RETT. ●136 |



**GRADINO - STAIR TREAD**

33x80 (12<sup>15/16</sup>"x31<sup>1/2</sup>")  
Pcs. Box 2 - Ml. x Box 1,60

- |                                  |
|----------------------------------|
| <b>ROUGH GRAIN</b>               |
| <b>E0WL</b> SAND NAT. RETT. ●114 |
| <b>E0WM</b> GREY NAT. RETT. ●114 |
| <b>E0WN</b> DARK NAT. RETT. ●114 |

**ALZATA - RISER**

16,5x80 (6<sup>1/2</sup>"x31<sup>1/2</sup>")  
Pcs. Box 4 - Ml. x Box 3,20

- |                                 |
|---------------------------------|
| <b>ROUGH GRAIN</b>              |
| <b>E0WQ</b> SAND NAT. RETT. ●46 |
| <b>E0WR</b> GREY NAT. RETT. ●46 |
| <b>E0WS</b> DARK NAT. RETT. ●46 |



# PERFECT MATCH

**TWO** COLLECTIONS, **FIVE** COLOURS,  
**MULTIPLE** COMBINATIONS

## GRAINSTONE

Fine Grain

Rough Grain

Cage

## STONETALK

Minimal

Martellata

Rullata

TAUPE

SAND

WHITE

GREY

DARK





Grey Fine Grain Nat. Rett. 60x120 [23<sup>5/8</sup> x47<sup>1/4</sup>]  
Grey Fine Grain Nat. Rett. 120x240 [47<sup>1/4</sup> x94<sup>1/2</sup>]  
Grey Rough Grain Tecnica Rett. 60x120 [23<sup>5/8</sup> x47<sup>1/4</sup>]  
STONETALK Grey Martellata 60x120 [23<sup>5/8</sup> x47<sup>1/4</sup>]  
STONETALK Grey Rullata 60x120 [23<sup>5/8</sup> x47<sup>1/4</sup>]



# GRAINSTONE

Dry - Pressed Ceramic Tiles ISO 13006 Annex G - UNI EN 14411 Annex G - Bla UGL



CARATTERISTICHE TECNICHE Technical Features - Características Técnicas - Technische Eigenschaften Technische Eigenschaften - Características Técnicas - Технические Характеристики		NORMA Standard - Norme Norm - Norma - Норма	VALORI Value - Valeur Vorgabe - Valor - Средние		
	<b>PLANARITÀ</b> Flatness Planéité Ebenflächigkeit Planaridad Плоскостность	UNI EN ISO 10545/2	± 0,26% / ± 1,5 mm		
		ASTM C485 CALIBRATED ± 0,75% (MAX ± 0,09 in)	-		
	<b>ASSORBIMENTO D'ACQUA (VALORE MEDIO IN %)</b> Water absorption (Average value expressed in %) - Absorption d'eau (Valeur moyenne en %) Wasseraufnahme (Durchschnittswert in %) - Absorción de agua (Valor medio en %) Поглощение воды	UNI EN ISO 10545/3 ≤ 0,5 %	CONFORME		
		ASTM C373	COMPLIANT		
	<b>RESISTENZA ALLA FLESSIONE</b> Modulus of rupture - Resistance a la flexion - Biegefestigkeit Resistencia a la flexion - Прочность на изгиб	SPESORE	<b>6,5 mm</b>	<b>10 mm</b>	<b>20MM</b>
		UNI EN ISO 10545/4	≥ 35 N/mm <sup>2</sup>	≥ 50 N/mm <sup>2</sup>	≥ 50 N/mm <sup>2</sup>
	<b>FORZA DI ROTTURA</b> Breaking strength - Résistance à la rupture - Bruchlast - Resistencia a la rotura - Разрывное усилие	UNI EN ISO 10545/4	≥ 700 N	≥ 2000 N	≥ 4000 N
		ASTM C648	250 Lbs	250 Lbs	700 Lbs
	<b>RESISTENZA AL GELO</b> Frost resistance - Résistance au gel - Frostbeständigkeit Resistencia a las heladas - Морозостойкость	UNI EN ISO 10545/12	CONFORME		
		ASTM C1026	UNAFFECTED		
	<b>RESISTENZA CHIMICA</b> <b>AD ALTE E BASSE CONCENTRAZIONI DI ACIDI E BASI</b> Chemical resistance to high and low acid and basic concentrations Résistance chimique aux hautes et basses concentrations d'acides et de bases Chemikalienfestigkeit bei hohen und niedrigen Konzentrationen von Säuren und Basen Resistencia química con concentraciones altas y bajas de ácidos y bases Химическая стойкость к высоким и низким концентрациям кислот и щелочей	UNI EN ISO 10545/13	UA - ULA - UHA		
		ASTM C-650	UNAFFECTED		
	<b>RESISTENZA ALLE MACCHIE</b> Stain resistance - Résistance aux taches - Fleckenbeständigkeit Resistencia a las manchas - Стойкость к образованию пятен	UNI EN ISO 10545/14	5		
		CTI 81-7D	NO EVIDENT VARIATION		
	<b>COEFFICIENTE DI ATTRITO</b> Slip resistance Coefficient de glissement Rutschfestigkeit Barfußbereich Coeficiente de atrito medio Коэффициент трения	DIN 51130	<b>NAT.</b>	<b>LAPP.</b>	<b>TECNICA/ 20MM</b>
		DIN 51097	R10	-	R11
		ANSI A 137.1- 2012 DCOF (Section 9.6)	B (A+B)	-	C (A+B+C)
		B.C.R.A.	WET ≥ 0,42	-	WET ≥ 0,42
		AS 4586: 2013 Slip resistance classification of new pedestrian surface materials	≥ 0,40	-	≥ 0,40
		BS 7976-2: 2002 Pendulum testers	P2	-	P4
ENV 12633-2006 Method of determination of unpolished and polished slip/ skid resistance value	25-35 Moderate Slip Potential	-	> 36 Low Slip Potential		
		1	-	3	

Per maggiori chiarimenti sui dati tecnici e sulla garanzia consultare il catalogo generale in vigore. - For further information on technical specifications, please consult our up-dated general catalogue. - Pour toutes informations supplémentaires sur les données techniques et sur les garanties, veuillez consulter le catalogue general en vigueur. - Für weitere Informationen über technische Daten und Garantie beziehen sie sich bitte auf den aktuellen Gesamtkatalog. - Para ultérieures informaciones sobre los datos técnicos y la garantía, vease el catalogo general en vigor. - Более подробную информацию о технических данных и гарантии смотрите в действующем сводном катал.



Formato Size Format Format Tamaño Формат cm	Spessore Thickness Épaisseur Stärke Espesor Толщина mm	Pz. x Mq. Pieces x Sqm Pcs - M <sup>2</sup> Stk. x Qm Pzs x Mc. Шт x Кв.М.	Pz. x Scat. Pieces x Box Pcs - Bte Stk. x Krt. Pzs x Caja Шт x Кор.	Mq. x Scat. Sqm x Box M <sup>2</sup> - Bte Qm x Krt. Mc. x Caja Кв.М. x Кор.	Peso x Scat. Weight x Box Poids - Bte Gewicht x Krt. Peso x Caja Вес x Кор. Kg	Scat. x Pal. Boxes x Pal. Bte - Pal. Krt. x Pal. Cajas x Pal. Кор. x Подд.	Mq. x Pal. Sqm x Pal. M <sup>2</sup> - Pal. Qm x Pal. Mc. x Pal. Кв.М x Подд.	Peso x Pal. Weight x Pal. Poids - Pal. Gewicht x Pal. Peso x Pal. Вес x Подд. Kg
120x240 Naturale	6,5	0,35	1	2,880	46,08			
120x120 Naturale	6,5	0,69	1	1,440	22,95			vedi sotto - see below
60x120 Nat. - Lapp. - Tecn.	10	1,39	2	1,440	34,18	36	51,84	1230
80x80 Naturale 20MM	20	1,56	1	0,640	30,49	45	28,80	1372
60x60 Naturale	10	2,78	3	1,080	25,39	40	43,20	1015
30x60 Nat. - Lapp. - Tecn.	10	5,56	6	1,080	25,27	40	43,20	1011
90x90 Nat. - Lapp.	10	1,23	2	1,620	38,00	24	38,88	912
45x90 Naturale	10	2,47	3	1,215	28,54	32	38,88	913
30x30 Mosaico 3x3 Nat. - Lapp.	10	11,11	5	0,450	11,22	60	27,00	673
30x30 Mosaico Big Mix	10	11,11	5	0,450	10,64	60	27,00	638
30x60 Listelli Sfalsati	10	5,56	4	0,720	18,25	30	21,60	548
120x240 Decoro Cage	6,5	0,35	1	2,880	46,08	20	57,60	1020,6
60x120 Decoro Cage	10	1,39	2	1,440	33,56	36	51,84	1208

Articolo Item Reference Artikel Articulo Артикул	Dimensione (cm) Size (cm) Format (cm) Format (cm) Tamaño (cm) Формат (cm)	Nr. Lastre No. of Slabs Nbre Dalles Anz. Platten N° de Placas Кол. Плит	Mq. x Imballo sqm per Pack m <sup>2</sup> / Emballage qm pro Verpackung m <sup>2</sup> por embalaje Кв.м. x упаковку	Peso Imballo (Kg) Weight of Packaging (kg) Poids Emballage (kg) Gewicht Verpackung (kg) Peso embalaje (kg) Вес упаковки (кг)	Peso Imballo+Lastre (Kg) Weight of Packaging + Slabs (kg) Poids Emballage+Dalles (kg) Gewicht Verpackung+Platten (kg) Peso embalaje + placas (kg) Вес упаковки + плит (кг)
<b>120x120</b> Cassa - Crate - Caisse Kiste - Caja - Ящик	139x139x41h	24	34,56	62,5	616,3
<b>120x240</b> Cassa - Crate - Caisse Kiste - Caja - Ящик	136x266x41h	20	57,60	99	1020,6
<b>120x240 Cavalletto</b> A-Frame - Chevalet de transport - Transportgestell Caballette - Подставка	75x250x160h	40	115,20	163	2006,2





## FRENCH / DEUTSCHE / ESPANOL / RUSSIAN

P.1

Une collection inspirée de la **puissance** du granit. **Simplicité** et **diversification** pour le design contemporain.

P.2

Une extraordinaire variété de finitions, formats et couleurs pour trouver toujours le design parfait pour toutes les applications, en intérieur et en extérieur.

P.30

### **20MM**

#### **EXTÉRIEURS DE GRANDE VALEUR ESTHÉTIQUE**

Grainstone 20mm offre la possibilité de réaliser des espaces extérieurs d'une grande valeur esthétique, sans toutefois renoncer aux prestations techniques. Les caractéristiques spécifiques de Grainstone 20mm permettent d'intégrer parfaitement le matériau à l'environnement ambiant, offrant la possibilité de créer simplement et efficacement des parcours faciles à nettoyer. L'épaisseur de Grainstone 20mm garantit une résistance élevée aux charges et aux sollicitations, la rendant idéale pour l'intérieur et l'extérieur des espaces publics. Grainstone 20mm est facile à poser sur l'herbe, le sable et le gravier. Une fois collé sur chape, le produit permet de réaliser des sols carrossables pour des espaces industriels et commerciaux. Idéal pour rampes d'accès et garages. Grainstone 20mm est idéale pour la création de planchers surélevés.

P.1

Eine Kollektion mit der **kraftvollen Ausstrahlung** von Granit. **Strenge** und **vielseitige** Optik im Einklang mit modernen Designwelten.

P.2

Ein breit gefächertes Angebot an Oberflächen, Formaten und Farben ermöglicht stets die passende Lösung für alle Innen- und Außenbereiche.

P.30

### **20MM**

#### **AUSSENBEREICHE MIT WERTIGER AUSSTRAHLUNG**

Grainstone 20mm bietet eine wertige Optik und ausgezeichnete Leistungsmerkmale und ist die ideale Lösung für die Gestaltung von Außenbereichen. Die spezifischen Eigenschaften von Grainstone 20mm gestatten eine perfekte Einbindung des Materials in den räumlichen Kontext und die einfache Gestaltung von Geh- und Fahrwegen im Außenbereich. Die hohe Fliesenstärke von Grainstone 20mm gewährleistet eine ausgezeichnete Robustheit. Damit erweist sich die Kollektion als ideal für öffentliche Innenund Außenbereiche. Grainstone 20mm lässt sich problemlos auf Gras, Sand und Kies verlegen. Für befahrbare industrielle und gewerbliche Bodenbeläge empfiehlt sich die Verbundverlegung auf Estrich. Ideal für Zufahrten und Garagen. Grainstone 20mm ist die perfekte Lösung für Doppelböden.

P.1

Una colección inspirada en la **potencia** del granito. **Rigor** y **versatilidad** en el diseño contemporáneo.

P.2

Una rica gama de acabados, formatos y colores para encontrar siempre la solución proyectiva más adecuada en toda suerte de ámbitos, interiores y exteriores.

P.30

### **20MM**

#### **EXTERIORES DE GRAN VALOR ESTÉTICO**

Grainstone 20mm ofrece la posibilidad de revestir espacios exteriores de modo estéticamente muy agradable sin por ello tener que renunciar a unas magníficas prestaciones técnicas. Las características específicas de Grainstone 20mm permiten integrar perfectamente el material en el entorno, brindando la posibilidad de crear de manera sencilla y eficaz caminitos y carriles al aire libre. El elevado grosor de Grainstone 20mm garantiza una considerable resistencia, hecho por el que este tipo de material resulta de lo más idóneo para ámbitos públicos, tanto interiores como exteriores. Grainstone 20mm se puede colocar fácilmente sobre superficies tan diversas como la hierba, la arena y la grava. Colocado con cola sobre la capa de relleno, permite realizar pavimentaciones transitables industriales y comerciales. Ideal para rampas de acceso y garajes. Grainstone 20mm es un material de lo más dóneo para la creación.

P.1

Эта коллекция черпает вдохновение в **могуществе** гранита. **Строгость** и **универсальность** на службе современного дизайна.

P.2

Богатый ассортимент отделок, форматов и цветов всегда позволяет найти наиболее удачное дизайнерское решение для оформления любых интерьеров и наружных пространств.

P.30

### **20MM**

#### **НАРУЖНОЕ ОФОРМЛЕНИЕ С ВЫСОКОЙ ЭСТЕТИЧЕСКОЙ ЦЕННОСТЬЮ**

С помощью представленной в коллекции Grainstone 20mm можно обустроить открытые площадки, придавая им высокую эстетическую ценность и не поступаясь какими-либо техническими характеристиками. Благодаря особым свойствам представленная в коллекции Grainstone 20mm гармонирует с окружающей средой. С ее помощью можно легко проложить надежные дорожки и переходы вне помещений. Представленная в коллекции Grainstone 20mm отличается высокой прочностью, а потому идеально подходит для обустройства помещений общественных зданий и прилегающих территорий. Представленная в коллекции Grainstone 20mm легко укладывается на траву, песок и щебень. Укладка на клей поверх стяжки позволяет обустроить территорию для проезда на промышленных и коммерческих предприятиях. Идеально подходит для наклонных въездов и гаражей. Представленная в коллекции Grainstone 20mm идеально подходит для монтажа фальшполов.





<b>Ergon is a brand of Emilceramica S.r.l. a socio unico</b>	<b>Sede Commerciale/Amministrativa</b>
<a href="http://emilgroup.it/ergon">emilgroup.it/ergon</a> <a href="http://emilgroup.it">emilgroup.it</a>	Via Ghiarola Nuova, 29 - 41042 Fiorano Modenese (Mo) - Italy T +39 0536 835111 - <a href="mailto:info@emilceramicagroup.it">info@emilceramicagroup.it</a> F (Italy) +39 0536 835958 - (Export) +39 0536 835490