



GRUN — **GE**

collection

porcelain tiles

peronda

USOS ILIMITADOS. MISMA SUPERFICIE

¿Imaginas poder tener un mismo suelo con iguales cualidades en todos los espacios de tus proyectos? El acabado All in one aúna suavidad y antideslizamiento. Ahora no hay por qué elegir, puedes tenerlo todo en un único producto.

UNLIMITED PURPOSES. SAME SURFACE

Can you imagine having the very same flooring with identical features in every single space of your project? All in one finish brings softness and anti slip treatment together. There is no need to choose any more. You can have it all in just one product.

MAYOR SUAVIDAD Y LIMPIEZA

Hasta ahora, las zonas húmedas estaban condenadas a la rugosidad. Ahora son más agradables y fáciles de limpiar gracias a la suavidad que nos aporta este nuevo acabado de Peronda.

MORE SOFTNESS AND CLEANLINESS

Up to now, humid areas were doomed to roughness. They are nicer and easier to clean now thanks to the softness this brand-new Peronda's finish brings us.

MENOR STOCK

El nuevo acabado All in one de Peronda es la mejor manera de optimizar el negocio, al permitirnos reducir stocks con este producto All in one. Con solo una referencia, somos capaces de satisfacer las diversas necesidades técnicas de tus proyectos.

LESS STOCK

Peronda's new finish All in one is the best way to optimise business, for it lets us reduce the stock by using this all-in-one product. Just with one reference, we can satisfy the many technical needs of your project.

MAYOR ARMONÍA

Ya podemos salir del salón a la terraza sin depender de los formatos ni de los tonos. La colocación del material sin límites nos aporta esa sensación de continuidad estética que tanto nos gusta.

MORE HARMONY

We can already come out on the terrace regardless of neither formats nor tones. Unlimited ways of placing materials gives us a feeling of aesthetic continuation we really like.



PRESS TO VIEW



ALL IN ONE

Antislip Soft. Unlimited purposes.



*Este icono indica que se trata de una pieza all in one.
*This icon shows this an all in one piece.



DIFERENTES ESPACIOS

Grunge es ritmo, carácter y personalidad. La belleza del cemento desgastado en cuatro colores con una gráfica vanguardista y sin complejos.

Esta propuesta multiformato producida con la innovadora tecnología ALL IN ONE® nos aporta un tacto suave perfecto para interior siendo a su vez antideslizante, idóneo para las áreas más exigentes como son zonas exteriores o húmedas.

DIFFERENT SPACES

A collection conspicuous for its rhythm and personality, Grunge emulates the beauty of worn cement in a choice of four colours, with an audacious modern design.

These multi-format tiles, manufactured using innovative ALL IN ONE® technology, have a smooth-feeling surface perfect for interiors, combined with a non-slip grip suitable for exteriors or wet areas.



WHITE



BEIGE



GREY




ANTHRACITE



GRUNGE

Floor 75,5 x 151
60 x 120
90 x 90
60 x 60

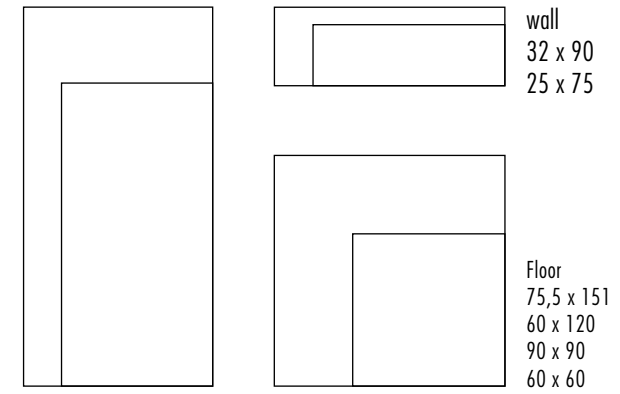
wall 32x90
25x75




GRUNGE WHITE

El color estrella de revestimiento, es perfecto para ampliar espacios. Solución luminosa y agradable tanto en el interior como en el exterior.

This is the collection's star colour, conceived to bring an added spacious feel to living spaces. It is a luminous attractive option for both interior and exterior spaces.






collection **GRUNGE WALL 32x90** ____ **WHITE**



collection **GRUNGE FLOOR AS 75,5x151** ____ **WHITE**



collection **GRUNGE FLOOR AS 60x120** — **WHITE**




collection **GRUNGE WALL STRIPES 32x90** ____ **WHITE**



collection **GRUNGE WALL 25x75** — **WHITE**



collection **GRUNGE FLOOR AS 60x60** — **WHITE**



D.GRUNGE MOSAIC 30x30 — **WHITE**

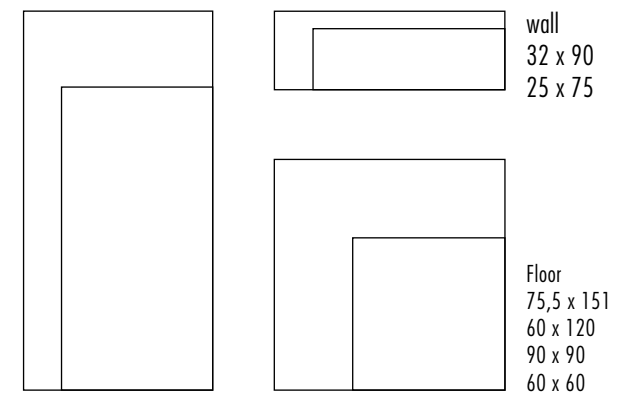




GRUNGE BEIGE

Tonos cálidos para espacios donde buscamos el confort hogareño, pero, en este caso, con un punto diferenciador debido al trabajado desgaste de su gráfica.

A warm colour for settings in need of a homely cosy touch, in this case with an added distinctive allure thanks to its worn pattern.





collection **GRUNGE AS 60x60** — **BEIGE**





collection **GRUNGE WALL 32x90** ____ **BEIGE**
collection **GRUNGE WALL STRIPES 32x90** ____ **BEIGE**



collection **GRUNGE FLOOR AS 60x60** ____ **BEIGE**



collection **GRUNGE PEAK 32x90** _____ **BEIGE**

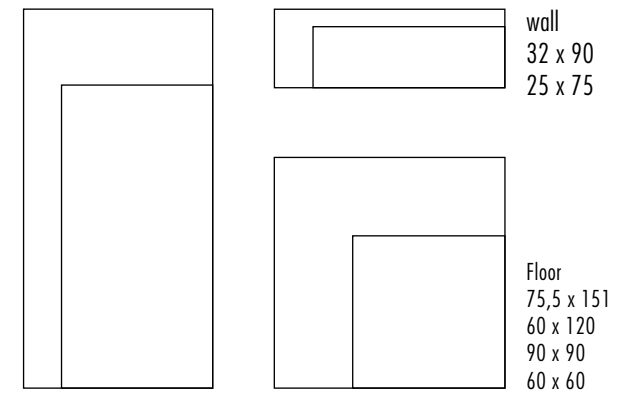




GRUNGE GREY

El gris es el color del cemento por excelencia. Los más puristas, enamorados de los espacios urbanos y transgresores se enamorarán de esta estética vanguardista y sin complejos.

A colour synonymous with cement. Rebels and urbanites will fall in love with its bold modern design.





collection **GRUNGE AS 90x90** — GREY



collection **GRUNGE 32x90** — **GREY**



collection **GRUNGE 32x90** — GREY
GRUNGE PEAK 32x90 — GREY



collection **GRUNGE FLOOR AS 60x60** — GREY






collection **GRUNGE DECOR 25x75** _____ **GREY**



collection **GRUNGE FLOOR AS 60x60** _____ **GREY**



collection **GRUNGE DECOR 25x75** ____ **GREY**

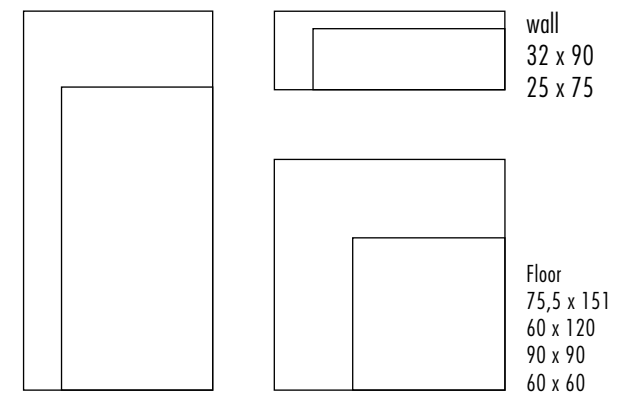




GRUNGE ANTHRACITE

Para los más modernos tenemos la opción Anthracite. Generamos espacios elegantes y actuales que no dejan indiferente a nadie.

A colour for more modern souls, perfect for creating stylish up-to-the-minute settings designed to draw all eyes.





collection **WALL GRUNGE 25x75** ____ **GREY**
collection **WALL GRUNGE DECOR 25x75** ____ **GREY**



collection **GRUNGE AS 60x120** ____ **ANTHRACITE**



collection **GRUNGE AS 90x90** — ANTHRACITE



WHITE



BEIGE




GREY



ANTHRACITE




GRUNGE FLOOR



15 patterns

90 * 90 * 1 cm | 36 * 36"

RECTIFIED	ALL IN ONE BN90
ANTHRACITE	27424
BEIGE	27425
GREY	27426
WHITE	27427

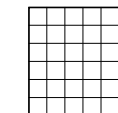


30 patterns

60 * 60 * 1 cm | 24 * 24"


RECTIFIED	ALL IN ONE BN88
ANTHRACITE	27409
BEIGE	27410
GREY	27411
WHITE	27408

D. GRUNGE MOSAIC



30 * 30 cm | 12 * 12"


NO RECTIFIED	ALL IN ONE P37
ANTHRACITE	27603
BEIGE	27605
GREY	27606
WHITE	27607



15 patterns

75,5 * 151 * 1 cm | 30 * 59"

RECTIFIED	ALL IN ONE BN119
ANTHRACITE	27432
BEIGE	27433
GREY	27434
WHITE	27435




15 patterns

60 * 120 * 1 cm | 24 * 48"

RECTIFIED	ALL IN ONE BN116
ANTHRACITE	27400
BEIGE	27401
GREY	27402
WHITE	27399

D. GRUNGE SPAC



30 * 30 cm | 12 * 12"

NO RECTIFIED	ALL IN ONE P58
ANTHRACITE	27608
BEIGE	27609
GREY	27610
WHITE	27611

26805 ALUMINIO/60/MAT _ 60 * 0,5 cm | 24 * 0,2" _ P32








26200 ALUMINIO/90/MAT _ 90 * 0,5 cm | 35 * 0,2" _ P39

26201 L. GOLDEN/MAT/90 _ 90 * 0,5 cm | 35 * 0,2" _ P39

20347 L. IRON ANTHRACITE _ 1,5 * 90 cm | 0,6 * 36" _ P38

20348 L. IRON MOCCHA _ 1,5 * 90 cm | 0,6 * 36" _ P38

CARACTERÍSTICAS TÉCNICAS | TECHNICAL CHARACTERISTICS

joint	frost proof	versatile	full body	diferent shades	shade variation	various graphics
						

CARACTERÍSTICAS TÉCNICAS ANTIDESLIZAMIENTO | ANTI-SLIP CHARACTERISTICS

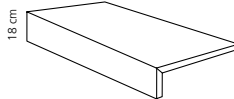
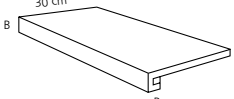
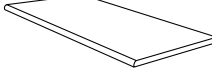
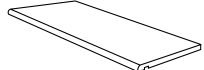
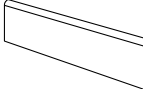




Ensayo Essay	Características Features	Resultado Result
DIN 51130	Ángulo crítico (Pies calzados) Critical angle (footwear)	R11
BS 7976-2	Antideslizamiento (Test del péndulo) Slip resistance (Pendulum test-PTV)	+36 Wet
UNE 41901 EX	Antideslizamiento (Test del péndulo) Slip resistance (Pendulum test)	Class 3
ANSI A.1371	Coefficiente de Fricción Dinámico Dynamic Coefficient of Friction (DCOF)	> 0,42 Wet
ISO 10545-6	Resistencia a la abrasión profunda Resistance to Deep Abrasion	< 175 mm3

EMBALAJE | PACKING

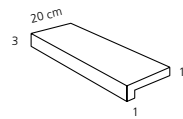
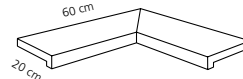

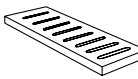
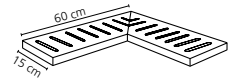

(Los pesos aquí reflejados pueden sufrir ligeras variaciones en función del lote de producción. Weights shown here may slightly vary depending on the production lot.)

Formato Sizes	Cajas Boxes			Pallet				Cont./20'	Cont./20'
	Piezas	m2/ sq.m	kg	Cajas	m2/ sq.m	kg	Tamaño cm aprox.	21500 kg.	24000 kg.
cm									
75,5 * 151 * 1	1	1,14	26	44	50,16	1189	160 * 92 * 76	853 m2 (17 pallets)	20213 kg (17 pallets)
90 * 90 * 1	2	1,62	40	22	35,64	905	105 * 95 * 75	846,7	945,15
60 * 120 * 1	2	1,44	33,18	27	38,88	920	120 * 80 * 75	908,61	1014,26
60 * 60 * 1	3	1,08	24,3	36	38,88	899	120 * 80 * 75	929,83	1037,95
inch	units	ft2	lb	Boxes	ft2	lb	Sizes Inch approx.	ft2	ft2
29 3/4 * 59 7/16 * 3/8	1	12,27	57,32	44	539,91	2621,29	47 1/4 * 31 1/2 * 29 15/16	9181,62 ft2 (17 pallets)	44562 lb (17 pallets)
35 7/16 * 35 7/16 * 3/8	2	17,44	83,69	22	383,63	1.896,22	41 5/6 * 37 3/8 * 29 1/2	9589,39	10704,43
23 5/8 * 47 1/4 * 3/8	2	15,50	73,15	27	418,50	2.027,92	47 1/4 * 31 1/2 * 29 1/2	9781,75	10919,17
23 5/8 * 23 5/8 * 3/8	3	11,63	53,57	36	418,50	1.981,49	47 1/4 * 31 1/2 * 29 1/2	10010,95	11175,02

PIEZA COMPLEMENTARIA | COMPLEMENTARY PIECE

PL. /18 Peldaño técnico Technical stair - thread  30*60 cm 12*24" P54 30*90 cm 12*36" P76 30*120 cm 12*48" P75 30*75,5 cm 12 * 30" P70 30*151 cm 12 * 59" P80	PT. Peldaño técnico Technical stair - thread  30*60 cm 12*24" P54 30*90 cm 12*36" P76 30*120 cm 12*48" P75 30*75,5 cm 12 * 30" P70 30*151 cm 12 * 59" P80 A= 1 cm B= 3 cm	PR. Peldaño Romo Rounded stair - thread  30*60 cm 12*24" P64 30*90 cm 12*36" P61 30*120 cm 12*48" P77 30*75,5 cm 12 * 30" P78 30*151 cm 12 * 59" P54			
AF. Alféizar Windowsill  25*90 cm 10*36" P77 25*120 cm 10*48" P54	R. Rodapie Skirting  8*60 cm 3*24" P13 8*90 cm 3*36" P44	S.K.I.  8*30 cm 3 * 12" P55	S.K.D. 	Z.R.I. 	Z.R.D. 

PIEZA ESPECIAL PISCINA | SPECIAL PIECE POOL

P.V. Peldaño Vierteagua Pool Coping  20*60 cm 8*24" P61 20*90 cm 8*36" P81	ANG.P.V. Peldaño vierteagua angulo Pool Coping internal corner  20*60 cm 8*24" P70 (2 units) 20*90 cm 8*36" P75 (2 units)	E.P.V. Peldaño vierteagua esquina Pool Coping external corner  20*60 cm 8*24" P70 (2 u.) 20*90 cm 8*36" P75 (2 u.)
REJ. Rejilla Drainage grate  15*60*2,2 cm 6*24" P54 15*90*2,2 cm 6*36" P76	ANG.REJ. Angulo rejilla Angle corner drainage grate  15*60*2,2 cm 6*24" P75 (2 u.) 15*90*2,2 cm 6*36" P57 (2 u.)	T.REJ. Taco rejilla Square corner drainage grate  15*15*2,2 cm 6*6" P85

32 * 90 cm | 13 * 36"



GRUNGE




15 patterns

32 * 90 * 1,05 cm | 13 * 36"

RECTIFIED	NATURAL BN29
WHITE	27490
BEIGE	27491
GREY	27492

GRUNGE PEAK




15 patterns

32 * 90 * 1,05 cm | 13 * 36"

RECTIFIED	NATURAL BN36
WHITE	27497
BEIGE	27498
GREY	27496

GRUNGE STRIPES

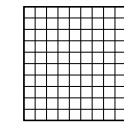


15 patterns

32 * 90 * 1,05 cm | 13 * 36"

RECTIFIED	NATURAL BN36
WHITE	27495
BEIGE	27493
GREY	27494

D. GRUNGE WALL MOSAIC



30 * 30 cm | 12 * 12"

NO RECTIFIED	NATURAL P44
WHITE	27612
BEIGE	27613
GREY	27614

07021 ACERO/90 _ 1,5 * 90 cm | 0,6 * 36 _ P30

07605 ALUMINIO/90 _ 0,5 * 90 cm | 0,2 * 36 _ P39

20347 L. IRON ANTHRACITE _ 1,5 * 90 cm | 0,6 * 36" _ P38

20348 L. IRON MOCCHA _ 1,5 * 90 cm | 0,6 * 36" _ P38

CARACTERÍSTICAS TÉCNICAS | TECHNICAL CHARACTERISTICS


joint	wall tiles	matt	diferent shades	shade variation	various graphics

EMBALAJE | PACKING

(Los pesos aquí reflejados pueden sufrir ligeras variaciones en función del lote de producción. Weights shown here may slightly vary depending on the production lot.)

Formato Sizes	Cajas Boxes			Pallet			Cont./20' 21500 kg.	Cont./20' 24000 kg.	
	Piezas	m2/ sq.m	kg	Cajas	m2/ sq.m	kg			Tamaño cm aprox.
cm									
32 * 90 * 1,05	4	1,15	20,9	56	64,4	1194	120 * 80 * 105	1159,63	1294,47
inch	units	ft2	lb	Boxes	ft2	lb	Sizes Inch approx.	ft2	ft2
12 5/8 * 35 7/16 * 7/16	4	12,38	46,08	56	693,2	2632,77	47 1/4 * 31 1/2 * 41 5/16	12482,27	13933,7

25 * 75 cm | 10 * 30"



WHITE



BEIGE



GREY



GRUNGE WALL

GRUNGE




20 patterns

25 * 75 * 1,05 cm | 10 * 30"

NO RECTIFIED	NATURAL BN16
WHITE	27156
BEIGE	27158
GREY	27157


D. GRUNGE WALL MOSAIC



30 * 30 cm | 12 * 12"

NO RECTIFIED	NATURAL P44
WHITE	27612
BEIGE	27613
GREY	27614

GRUNGE DECOR



7 patterns

25 * 75 * 1,05 cm | 10 * 30"

NO RECTIFIED	NATURAL BN20
WHITE	27161
BEIGE	27159
GREY	27160

11899 ALUMINIO/75 _ 0,5 * 75 cm | 0,2 * 30" _ P36

20345 L. IRON SNUFF _ 1 * 75 cm | 0,4 * 30" _ P35

20346 L. IRON NATURAL _ 1 * 75 cm | 0,4 * 30" _ P35

CARACTERÍSTICAS TÉCNICAS | TECHNICAL CHARACTERISTICS

joint	wall tiles	matt	diferent shades	shade variation	various graphics

EMBALAJE | PACKING

(Los pesos aquí reflejados pueden sufrir ligeras variaciones en función del lote de producción. Weights shown here may slightly vary depending on the production lot.)

Formato Sizes	Cajas Boxes			Pallet			Tamaño cm aprox.	Cont./20' 21500 kg.	Cont./20' 24000 kg.
	Piezas	m2/ sq.m	kg	Cajas	m2/ sq.m	kg			
cm									
25 * 75 * 1,05	7	1,31	24,70	42	55,02	1061	120 * 80 * 90	1114,92	1244,56
inch									
9 13/16 * 29 1/2 * 7/16	7	14,10	54,46	42	592,24	2339,51	47 1/4 * 31 1/2 * 35 7/16	12001	13396,46



peronda.com

Av. Manuel Escobedo, 26 _ P.O Box 51
12200 **Onda (Castellón)** España

964 602 012 _ f. 964 600 361 _ f. exportación (+34) 964 771 162