



FS Star

Single fired floor tiles



FS Star-N





# FS Star

Single fired floor tiles



FS Star N



FS Star Ara Black  
FS Raku White FS Raku Black







# FS Star

Single fired floor tiles



FS Star White




# FS Star

Single fired floor tiles

FS VINTAGE TILES



FS Star ARA Black



FS Star N



FS Star White



FS Star Sage

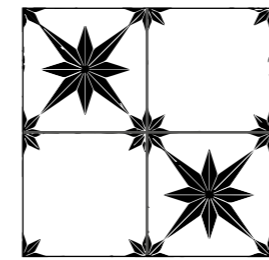


FS Star Blue



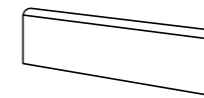
FS Star Oxide

## FS STAR ARA



45 \* 45 \* 1,05 cm | 18 \* 18"


NO RECTIFIED	NATURAL
	BN14
BLACK	28148



Rodapie - Skirting (R. FS 0)  
8 \* 45 cm | 3 \* 18" P8

27779 L. FS BRASS/22,3 \_  
22,3 \* 1 \* 1 cm | 9 \* 0,4" \_ P43

## FS STAR



45 \* 45 \* 1,05 cm | 18 \* 18"

NO RECTIFIED	NATURAL
	BN14
BLUE	23200
OXIDE	23198
SAGE	23199
N	19136
WHITE	27325

## M. FS FRINGE

5 \* 24 cm | 2 \* 9"

gloss	NO RECTIFIED	NATURAL
		P14
	M. FS FRINGE BLACK	27937
	M. FS FRINGE BLUE	27938
	M. FS FRINGE SAGE	27939
	M. FS FRINGE WHITE	27940

## D. FS FRINGE

12 \* 24 \* 0,9 cm | 5 \* 9"

gloss	NO RECTIFIED	NATURAL
		P6
	D. FS FRINGE BLACK	26335
	D. FS FRINGE BLUE	26334
	D. FS FRINGE SAGE	26336
	D. FS FRINGE WHITE	26333

## CARACTERÍSTICAS TÉCNICAS | TECHNICAL CHARACTERISTICS

joint	versatile	matt	diferent shades	shade variation	various graphics

## CARACTERÍSTICAS TÉCNICAS ANTIDESLIZAMIENTO | ANTI-SLIP CHARACTERISTICS

Ensayo   Essay	Características   Features	Resultado   Result
DIN 51130	Ángulo crítico (Pies calzados)   Critical angle (footwear)	R9
BS-7976-2	Antideslizamiento (Test del péndulo)   Slip resistance (Pendulum test-PTV)	+36 Wet
UNE-ENV 12633	Antideslizamiento (Test del péndulo)   Slip resistance (Pendulum test)	Class 1
ANSI A137.1	Coefficiente de Fricción Dinámico   Dynamic Coefficient of Friction (DCOF)	> 0,42
ISO 10545-7	Resistencia a la Abrasión Superficial/Resistance to Surface Abrasion	PEI 4

## EMBALAJE | PACKING

(Los pesos aquí reflejados pueden sufrir ligeras variaciones en función del lote de producción. Weights shown here may slightly vary depending on the production lot.)

Formato   Sizes	Cajas   Boxes			Pallet				Cont./20' 21500 kg.		Cont./20' 24000 kg.	
	Piezas	m <sup>2</sup> /sq.m	kg	Cajas	m <sup>2</sup> /sq.m	kg	Tamaño cm aprox.	m <sup>2</sup> /sq.m	m <sup>2</sup> /sq.m		
cm											
45 * 45 * 1,05	5	1	23,139	66	66	1551	120 * 80 * 105	914,89	1021,28		
inch	units	ft <sup>2</sup>	lb	Boxes	ft <sup>2</sup>	lb	Sizes Inch approx.	ft <sup>2</sup>	ft <sup>2</sup>		
17 11/16 * 17 11/16 * 7/16	5	10,76	51,02	66	710,42	3419,96	47 1/4 * 31 1/2 * 41 5/16	9847,91	10993,02		



M. FS FRINGE White



M. FS FRINGE Black



M. FS FRINGE Blue



M. FS FRINGE Sage



D. FS FRINGE White



D. FS FRINGE Black



D. FS FRINGE Blue



D. FS FRINGE Sage