




Cotton



Lucca Beige_60*120 HO



Cotton
Diamond_33,3*100




Cotton



Downtown Beige_33,3*100
Downtown Beige_100*100




Cotton Waves_33,3*100



Cotton

Cotton
Diamond_33,3*100



Cotton
Fold_33,3*100




Cotton

Cotton Waves_33,3*100

Cotton



COTTON




COTTON Fold



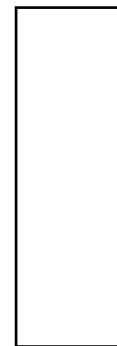
COTTON Waves



COTTON Diamond




COTTON



33,3 * 100 * 0,7 cm | 13 * 39"

RECTIFIED	EXTRAWHITE
	BN4
COTTON	30852


COTTON FOLD



33,3 * 100 * 0,86 cm | 13 * 39"

RECTIFIED	EXTRAWHITE
	BN5
FOLD	30855


COTTON WAVES



33,3 * 100 * 0,86 cm | 13 * 39"

RECTIFIED	EXTRAWHITE
	BN5
WAVES	30856

COTTON DIAMOND



33,3 * 100 * 0,86 cm | 13 * 39"

RECTIFIED	EXTRAWHITE
	BN5
DIAMOND	30854

CARACTERÍSTICAS TÉCNICAS | TECHNICAL CHARACTERISTICS

joint	wall tiles	matt	thickness

EMBALAJE | PACKING

(Los pesos aquí reflejados pueden sufrir ligeras variaciones en función del lote de producción. Weights shown here may slightly vary depending on the production lot.)

Formato Sizes	Cajas Boxes			Pallet				Cont./20'	Cont./20'
	Piezas	m2/ sq.m	kg	Cajas	m2/ sq.m	kg	Tamaño cm aprox.	m2/ sq.m	m2/ sq.m
33,3 * 100 * 0,7	6	2	26,60	24	48	663	118 * 110 * 48	1556,56	1737,56
33,3 * 100 * 0,86	5	1,67	22,20	24	40,08	558	118 * 110 * 48	1544,30	1723,87
inch	units	ft2	lb	Boxes	ft2	lb	Sizes Inch approx.	ft2	ft2
13 1/8 * 39 3/8 * 1/4	6	21,53	58,65	24	516,67	1461,92	46 7/16 * 43 5/16 * 18 7/8	16754,82	18703,06
13 1/8 * 39 3/8 * 5/16	5	17,98	48,95	24	431,42	1230,39	46 7/16 * 43 5/16 * 18 7/8	16622,86	18555,75