


AXOR



AXOR EDGE
FORM FOLLOWS PERFECTION



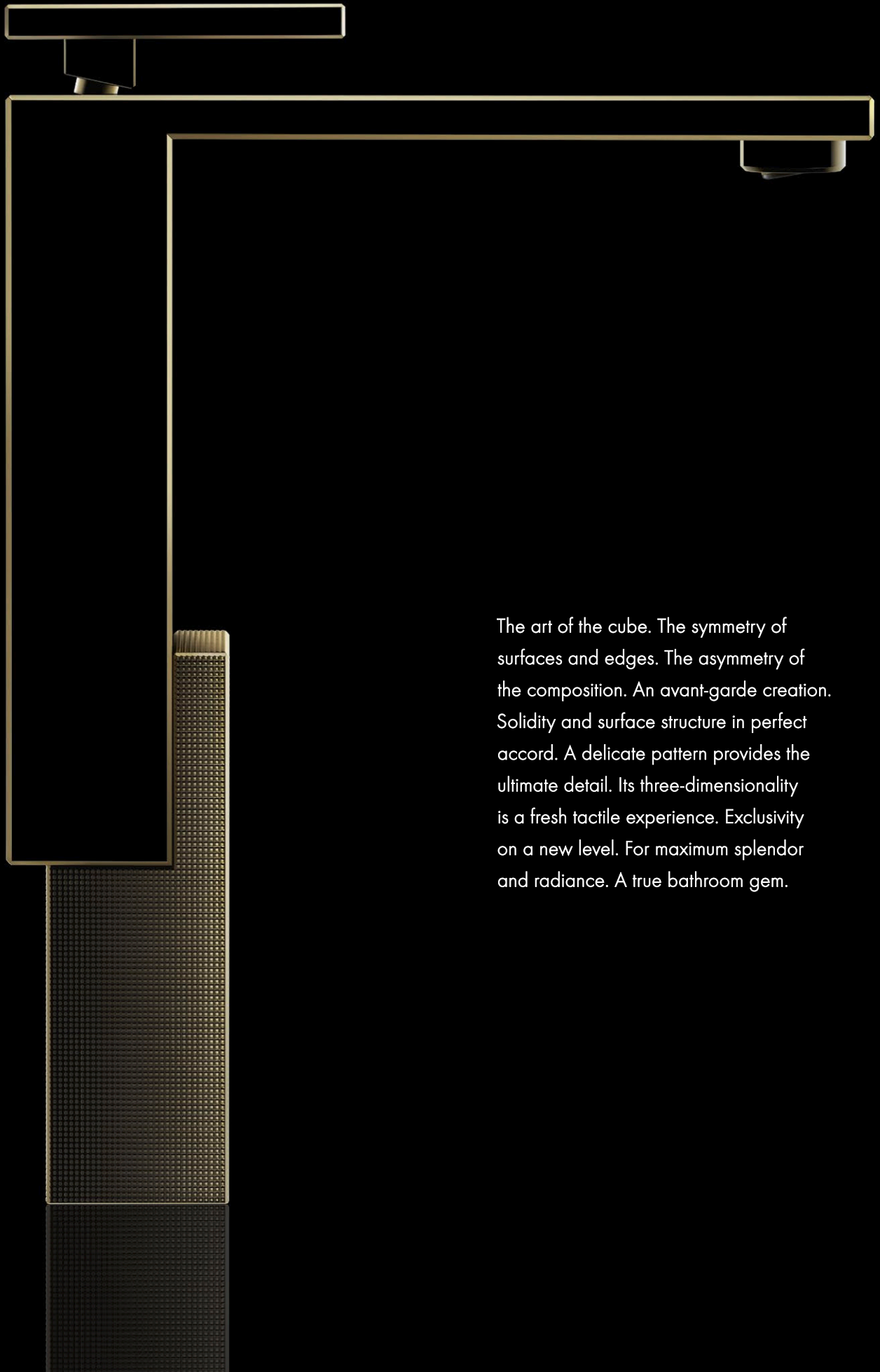
AXOR EDGE

ARCHITECTONICS.
IN PERFECTION.


5

The cube. Ushered into art by the avant-garde of the early 20th century. Taken to a new level by AXOR Edge. An asymmetrical arrangement of rectangular prisms, crafted with ultra-precision. A masterpiece through and through. Cube by cube. Transcending aesthetic and technical boundaries. Cut with diamond, for edges and surfaces that verge on perfection. Enhanced with surface structures that create fascinating contrasts. On request, individualized with exclusive finishes such as Polished Black Chrome or Polished Gold Optic. A testimony to the discerning taste of its owner.


Design: Jean-Marie Massaud



The art of the cube. The symmetry of surfaces and edges. The asymmetry of the composition. An avant-garde creation. Solidity and surface structure in perfect accord. A delicate pattern provides the ultimate detail. Its three-dimensionality is a fresh tactile experience. Exclusivity on a new level. For maximum splendor and radiance. A true bathroom gem.







Precision is the bedrock of brilliance. Diamond-cutting the benchmark for perfect planes and contours. A state-of-the-art diamond-cutting machine assures accuracy down to a thousandth of a millimeter. Specially developed for AXOR Edge. With the same diamond-tipped tool used in the space and laser industries. AXOR Edge puts AXOR at the forefront of technology.

The chamfers are milled at precisely 45 degrees. Edges and planes of the utmost precision. As demanded by the gloss test. All designed to reflect light to perfection.

The delicate structural details also derive from pure precision: Diamonds facet the surface of the solid brass block. Accurate to the micron. Creating precision-pointed pyramids. Reflecting the interplay of light and shadow. The consummation of a precious gem.







12



Polished Red Gold




Polished Bronze



Polished Gold Optic



Polished Black Chrome



Refinement finds its personal expression in the choice of exclusive AXOR FinishPlus surfaces. Lucent finishes enhance the natural brilliance of AXOR Edge. From Polished Red Gold to Polished Black Chrome.

Manufactured to the highest technical standards. Finished using PVD (Physical Vapor Deposition) in AXOR's vacuum chambers. Cutting-edge technology that gives the finish more resistance, greater longevity and, above all, unprecedented brilliance and color. Ultra-radiance for an ultra-luxurious bathroom.





Unique and differentiating. AXOR Edge mixers transcend boundaries: The cube as a formative design element. High-gloss surfaces that maximize the distinctiveness of the collection. No matter which variant, an AXOR Edge mixer is that something extra for people with discerning taste.



Cubes on the wash basin in fascinating compositions. With an extravagant surface finish: Polished Gold Optic, a symbol of sumptuous luxury that brings a warm splash of color to the bathroom. As with this 3-hole basin mixer.




The tall version of the single-lever mixer offers even greater exclusivity and individuality. Thanks to its perfect shine and the fine diamond cut on the base.

18

Sculptural expression: The floor-standing basin mixer. Striking. Towering. Absolutely scintillating. A highlight is the premium diamond cut. An awe-inspiring feature in the room.








Architectonics on the wall. Each individual element is outstanding in its own right. The AXOR Edge thermostatic module Select makes a genuine statement in the shower. Striking and elegant. Controlled by Select push-buttons, allowing up to five jet types or showers to be chosen intuitively. At the touch of a button. Mechanical precision for unrivaled control.







Extraordinary objects find their *raison d'être* in a luxurious shower. The AXOR Edge thermostatic module Select is the perfect control unit for the AXOR ShowerHeaven 1200/300 4jet. Two archetypes of monumental proportions. Avant-garde in the bathroom. Perfect in form and function. Something genuinely special, right down to the pattern of the water jet. Like PowderRain with its gently bubbling droplets.


Architectonics as a design principle. The generously proportioned shelf on the AXOR Edge thermostat for exposed installation is exceptionally striking. Particular attention should be paid to the impressive rotary controller, which combines temperature and water-volume control. Iconic design like that of a knob on a high-end sound system.


Up to three outlets can be easily controlled via the Select technology. For example, the AXOR overhead shower 300/300 2jet, which is an elegant addition to the shower and offers a PowderRain effect in two different intensities.





Symbol of confidence and individual style: Polished Black Chrome brings extravagance to the bathroom. Masterfully staged in the form of a floor-standing bath mixer of dramatic color shade and size. That certain something for extrovert personalities who celebrate expressiveness.









An exquisite masterpiece at the bathtub: The 3-hole rim-mounted bath mixer with hand shower exudes distinctiveness and exclusivity. Designed to satisfy discerning tastes and high aspirations. The diamond-cut surfaces and generously proportioned cubes deliver an exceptional design. Flawless functionality: The easy-to-use single-lever handle.

WASH BASIN



Single lever basin mixer 130,
with push-open waste set
46010, -000

with diamond cut (not shown)
46011, -000



Single lever basin mixer 190,
with push-open waste set
46020, -000

with diamond cut (not shown)
46021, -000



Single lever basin mixer 280,
with push-open waste set
46030, -000

with diamond cut (not shown)
46031, -000



3-hole basin mixer,
with push-open waste set
46050, -000

with diamond cut (not shown)
46051, -000



3-hole basin mixer,
for concealed installation,
wall-mounted
46060, -000

with diamond cut (not shown)
46061, -000

Basic set
10303180



Single lever basin mixer
floor-standing,
with push-open waste set
46040, -000

with diamond cut (not shown)
46041, -000

Basic set
10452180

BIDET



Single lever bidet mixer,
with push-open waste set
46210, -000

with diamond cut (not shown)
46211, -000

BATHTUB



Bath spout
46410, -000

with diamond cut (not shown)
46411, -000



3-hole rim mounted single lever bath mixer
46430, -000

with diamond cut (not shown)
46431, -000

Basic set
15487180



Rim mounted bath set with hand shower
46470, -000

Basic set
13560180



Single lever bath mixer floor-standing
including baton hand shower 2jet
with shower hose 1.25 m
46440, -000

with diamond cut (not shown)
46441, -000

Basic set
10452180



Single lever bath mixer,
for concealed installation
46450, -000

with diamond cut (not shown)
46451, -000

Basic set iBox universal
01700180



Single lever bath mixer,
for concealed installation,
with integrated security combination
according to EN 1717
46420, -000

with diamond cut (not shown)
46421, -000

Basic set iBox universal
01700180

THERMOSTATIC MODULES



Thermostatic module Select 470/100, for 2 functions, for concealed installation, including baton hand shower 2jet with shower hose 1.25 m # 46700, -000

with diamond cut (not shown) # 46701, -000

Basic set # 18310180



Thermostatic module Select 540/100, for 3 functions, for concealed installation, including baton hand shower 2jet with shower hose 1.25 m # 46710, -000

with diamond cut (not shown) # 46711, -000

Basic set # 18311180



Thermostatic module Select 610/100, for 4 functions, for concealed installation, including baton hand shower 2jet with shower hose 1.25 m # 46720, -000

with diamond cut (not shown) # 46721, -000

Basic set # 18312180



Thermostatic module Select 680/100, for 5 functions, for concealed installation, including baton hand shower 2jet with shower hose 1.25 m # 46730, -000

with diamond cut (not shown) # 46731, -000

Basic set # 18313180



Thermostat, for 2 functions, for exposed/concealed installation # 46240, -000

with diamond cut (not shown) # 46241, -000

Basic set # 45442180



Thermostat, for 3 functions, for exposed/concealed installation # 46140, -000

with diamond cut (not shown) # 46141, -000

Basic set # 45443180



Shut-off valve, for concealed installation # 46770, -000

with diamond cut (not shown) # 46771, -000



Porter unit, for concealed installation, including baton hand shower 2jet with shower hose 1.25 m # 46520, -000

with diamond cut (not shown) # 46521, -000

32



Single lever shower mixer, for concealed installation # 46650, -000

with diamond cut (not shown) # 46651, -000

Basic set iBox universal # 01700180



Thermostat highflow, for concealed installation # 46740, -000

with diamond cut (not shown) # 46741, -000

Basic set iBox universal # 01700180



Thermostat, with shut-off valve, for concealed installation # 46750, -000

with diamond cut (not shown) # 46751, -000

Basic set iBox universal # 01700180



Thermostat, with shut-off/diverter valve, concealed installation # 46760, -000

with diamond cut (not shown) # 46761, -000

Basic set iBox universal # 01700180

SHOWER PRODUCTS



ShowerHeaven 1200/300 4jet,
with lighting 2700K
10628, -000

with lighting 3700 K (not shown)
10629, -000

without lighting (not shown)
10637, -000

Basic set
10922180



Overhead shower 250/250 2jet,
with ceiling connector
35312, -000

Overhead shower 250/250 1jet,
with ceiling connector (not shown)
35308, -000

Overhead shower 300/300 2jet,
with ceiling connector (not shown)
35320, -000

Overhead shower 300/300 1jet,
with ceiling connector (not shown)
35316, -000

Basic set
26434180




Overhead shower 300/300 2jet,
with shower arm
35318, -000

Overhead shower 250/250 2jet,
with shower arm (not shown)
35310, -000

Basic set for 2jet versions
35361180

Overhead shower 300/300 1jet,
with shower arm (not shown)
35314, -000

Overhead shower 250/250 1jet,
with shower arm (not shown)
35306, -000



Overhead shower 250/250 2jet,
ceiling-exposed
35313, -000

Overhead shower 250/250 1jet,
ceiling-exposed (not shown)
35309, -000

Overhead shower 300/300 2jet,
ceiling-exposed (not shown)
35321, -000

Overhead shower 300/300 1jet,
ceiling-exposed (not shown)
35317, -000

Basic set
35363180

Chrome (-000)

The complete AXOR Edge collection, along with all complementary products and AXOR FinishPlus surfaces, can be found at axor-design.com

Australia - Hansgrohe Pty Ltd. / Level 1 / 123 Camberwell Rd / East Hawthorn / Victoria 3123
Tel. +61 3 9811 9971 / info@hansgrohe.com.au / hansgrohe.com.au

Belgium - Hansgrohe N.V.-S.A. / Riverside Business Park / Blvd Internationalelaan 55 K / B-1070 Anderlecht
Tel. +32 2 5430140 / Fax +32 2 5379486 / info@hansgrohe.be / axor-design.be

Croatia - Hansgrohe d.o.o. / Horvatova 82 / HR-10010 Zagreb
Tel. +385-1-56-30-800 / Fax +385-1-56-30-899 / info@hansgrohe.hr / hansgrohe.hr

Dubai - Hansgrohe SE DMCC Branch / Swiss Tower, Cluster Y / Jumeirah Lakes Towers, Office 1904 / PO Box 34216
Tel. +971 4 448 0200 / Fax +971 4 448 0299 / customerservice.mea@hansgrohe.com / hansgrohe-middleeast.com

Estonia - Hansgrohe Eesti / Mäealuse 2/1 / 12618 Tallinn
Tel. +372 6826829 / info@hansgrohe.ee / hansgrohe.ee

Finland - Hansgrohe SE / Hansgrohe Suomi / Arabiankatu 12 / FIN-00560 Helsinki
Tel. +358 (0) 207 931340 / info@hansgrohe.fi / hansgrohe.fi

Hungary - Hansgrohe Kft. / Forgách utca 11-13 / 1139 Budapest
Tel. +36 1 2369090 / info@hansgrohe.hu / hansgrohe.hu

India - Hansgrohe India (Pvt.) Ltd. / Office No. 701 / Lunkad Sky Station / Viman Nagar / Pune - 411014 Maharashtra / India
Phone No. +912066259500 / info@hansgrohe.in / hansgrohe.in

Japan - Hansgrohe Japan K.K. / Tennozu First Tower 2F / 2-2-4 Higashi Shinagawa / Shinagawa-ku / Tokyo 140-0002
Tel. +81 3 5715-3073 / Fax +81 3 5715-3088 / info@hansgrohe.co.jp / hansgrohe.co.jp

Latvia - Hansgrohe Latvijas pārstāvniecība / SIA Aqua Studio / Raiņa iela 14 / 3913 Iecava
Tel. +371 9229029 / info@hansgrohe.lv / hansgrohe.lv

Lithuania - Hansgrohe atstovybė / Santoza / Ulonų g. 5 / 08240 Vilnius
Tel. +370 5 2043291 / info@hansgrohe.lt / hansgrohe.lt

Portugal - Hansgrohe / Riera Can Pahissa, 26 / 08750 Molins de Rei
Tel. +34 93 6803900 / Fax +34 93 6803909 / info@hansgrohe.pt / hansgrohe.pt

Singapore - Hansgrohe Pte. Ltd. / 69 Mohamed Sultan Road / Singapore 239015
Tel. +65 6884 5060 / Fax +65 6884 5071 / info@hansgrohe.com.sg / hansgrohe.com.sg

South Africa - Hansgrohe South Africa (pty) Ltd. / 30 Archimedes Street / Kramerville / Johannesburg 2090
Tel. +27 11 445 0000 / Fax +27 11 445 0199 / sales@hansgrohe.co.za / hansgrohe.co.za

Sweden - Hansgrohe AB / Telefon +46 (0) 31-21 66 00 / Fax +46 (0) 31-19 01 03 / info@hansgrohe.se / hansgrohe.se

United Kingdom - Hansgrohe Limited / Units D1 and D2 / Sandown Park Trading Estate / Royal Mills / KT10 8BL Esher Surrey
Tel. +44 (0) 1372 472 001 / Fax +44 (0) 1372 470 670 / customerservice@hansgrohe.co.uk / pro.hansgrohe.co.uk

AXOR



AXOR / Hansgrohe SE
Austraße 5-9
77761 Schiltach
Germany

info@axor-design.com
axor-design.com



en-AXOR Edge / Subject to technical alterations and colour differences due to the printing process.
Form-Nr. 84090443 / 02/19/20.395 / Printed in Germany / Printed on 100% chlorine free bleached paper.