




Mystic 4D


Mystic Sand_100*100 NT Mystic Sand_100*100 BH





Mystic 4D

Mystic
White_100*100 BH



White

Sand

Grey


Anthracite

Mystic 4D




8 mm - 5/16"
THICKNESS

MYSTIC



12 patterns



48 patterns



72 patterns

100 * 100 * 0,8 cm | 39 * 39"

RECTIFIED	NATURAL	BUSH HAMMERED	ANTISLIP BUSH HAMMERED
	BN94	BN94	BN99
WHITE	25394	25391	25390
SAND	24340	24344	24355
GREY	24342	24346	24354
ANTHRACITE	24339	24345	24353

24 * 100 * 0,8 cm | 10 * 39"

RECTIFIED	NATURAL	BUSH HAMMERED
	BN109	BN109
WHITE	25396	25393
SAND	24592	24647
GREY	24594	24643
ANTHRACITE	24595	24641

15,5 * 100 * 0,8 cm | 6 * 39"


RECTIFIED	NATURAL	BUSH HAMMERED
	BN108	BN108
WHITE	25395	25392
SAND	24597	24655
GREY	24598	24651
ANTHRACITE	24596	24649

White

Sand

Grey

Anthracite



PIEZA COMPLEMENTARIA | COMPLEMENTARY PIECE

AF. Alféizar - Windowsill	PL. /18 Peldaño técnico - Technical stair - thread	PT. Peldaño técnico - Technical stair - thread	PR. Peldaño Romo Rounded stair - thread	R. Rodapie Skirting	S.K.I.	S.K.D.	Z.R.I.	Z.R.D.
25*90 cm 10*36" P77 25*120 cm 10*48" P54	30*100 cm 12*39" P74	30*100 cm 12*39" P74 <i>A= 0,8 cm B= 2,4 cm</i>	30*100 cm 12*39" P85	8*100 cm / SP 3*39" P45	8*30 cm 3*12" P53			

PIEZA ESPECIAL PISCINA | SPECIAL PIECE POOL

P.V. Peldaño Vierteagua Pool Coping	ANG.P.V. Peldaño vierteagua angulo Pool Coping internal corner	E.P.V. Peldaño vierteagua esquina Pool Coping external corner	REJ. Rejilla Drainage grate	ANG.REJ. Angulo rejilla Angle corner drainage grate	T.REJ. Taco rejilla Square corner drainage grate
20*100 cm 8*39" P82	20*100 cm 8*39" P80 (PACK 2 units)	20*100 cm 8*39" P80 (PACK 2 units)	15*50*1,6 cm 6*20" P87	15*50*1,6 cm 6*20" P74 (PACK 2 units)	15*15*1,6 cm 6*6" P66

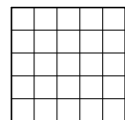
CARACTERÍSTICAS TÉCNICAS | TECHNICAL CHARACTERISTICS

joint	frost proof	versatile	matt	full body	diferentes tonos	shade variation	varios gráficos	thickness

CARACTERÍSTICAS TÉCNICAS ANTIDESLIZAMIENTO | ANTI-SLIP CHARACTERISTICS

Ensayo Essay	Características Features	Resultado Result
DIN 51130	Ángulo crítico (Pies calzados) Critical angle (footwear)	NATURAL R9 BUSH HAMMERED R10 ANTISLIP BUSH HAMMERED R12
DIN 51097	Ángulo crítico (Pies descalzos) Critical angle (Wet loaded barefoot)	A A+B A+B+C
BS 7976-2	Antideslizamiento (Test del péndulo) Slip resistance (Pendulum test-PTV)	- +36 Wet +36 Wet
UNE-ENV 12633	Antideslizamiento (Test del péndulo) Slip resistance (Pendulum test)	Class 1 Class 2 Class 3
ANSI A137.1	Coefficiente de Fricción Dinámico Dynamic Coefficient of Friction (DCOF)	>0,42 >0,42 >0,42
ISO 10545-6	Resistencia a la abrasión profunda/ Resistance to Deep Abrasion	< 175 mm^3 < 175 mm^3 < 175 mm^3

D. MYSTIC MOSAIC



25 * 25 cm | 10 * 10"

NO RECTIFIED	NATURAL
	P39
WHITE	25428
SAND	24479
GREY	24477
ANTHRACITE	24476

D. MYSTIC BRICK



29,8 * 29,2 cm | 12 * 12"

NO RECTIFIED	NATURAL
	P50
white	25427
SAND	24461
GREY	24459
ANTHRACITE	24458



22303 ALUMINIO/100/MAT_ 100 * 0,5 cm | 39 * 0,2" _ P42

EMBALAJE | PACKING

(Los pesos aquí reflejados pueden sufrir ligeras variaciones en función del lote de producción. Weights shown here may slightly vary depending on the production lot.)

Formato Sizes	Cajas Boxes			Pallet				Cont./20' 21500 kg	Cont./20' 24000 kg
cm	Piezas	m ² /sq.m	kg	Cajas	m ² /sq.m	kg	Tamaño cm aprox.	m ² /sq.m	m ² /sq.m
100 * 100 * 08	2	2	37	32	64	1226	112 * 112 * 100	1122,35	1252,85
24 * 100 * 0,8	4	0,96	17,7	40	38,4	731,8	120 * 80 * 63	1128,18	1259,36
15,5 * 100 * 0,8	8	1,24	22,9	32	39,68	774,6	112 * 112 * 56	1101,27	1229,32
inch	units	ft ²	lb	Boxes	ft ²	lb	Sizes Inch approx.	ft ²	ft ²
39 3/8 * 39 3/8 * 5/16	2	21,53	81,59	32	688,90	2703,33	44 1/16 * 44 1/16 * 39 3/8	12080,97	13485,73
9 7/16 * 39 3/8 * 5/16	4	10,33	39,02	40	413,33	1613,62	47 1/4 * 44 1/16 * 24 13/16	12143,59	13555,63
6 1/8 * 39 3/8 * 5/16	8	13,34	50,48	32	427,11	1708,15	44 1/16 * 44 1/16 * 22 1/16	11853,92	13232,28